LEGENDA BETOANELOR/CONCRETE LEGEND
conform NE 012-1:2007/SR EN 206-1

BETON C35/45 – Clasa de expunere XC4+XD1+XF3, agregate Dmax 22
ELEMENTE PREFABRICATE/PREFABRICATED ELEMENTS

BETON C25/30 – Clasa de expunere XC2+XT1+XA1, agregate Dmax 22.
FUNDATII DIRECTE SI PROVIZORII/DIRECT AND TEMPORARY FOUNDATIONS

BETON C25/30 – Clasa de expunere XC4+XT1+XM1, agregate Dmax 16.
SAPA DE PROTECTIE A HIDROIZOLATIEI/WATERPROOFING PROTECTION

BETON C25/30 – Clasa de expunere XC4+XF3+XA1, agregate Dmax 22.
PERELI SI SCARI DE ACCES/PITCHING, ACCES AND STAIRS

BETON C16/20 – Clasa de expunere X0+XF3, agregate Dmax 16.
DREN, BETON DE PANTA, DE EGALIZARE
DRAINAGE, SLOPE AND LEAN CONCRETE

SECTIUNE LONGITUDINALA A–A / LONGITUDINAL SECTION A–A
Sc. 1:100

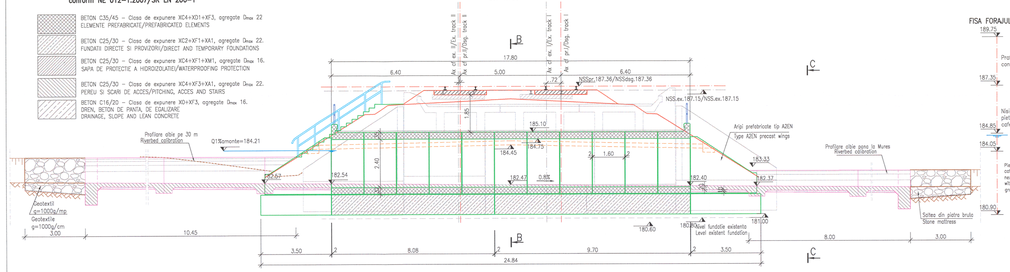

FISA FORAJULUI F1#6"

VEDERE PLANA / PLAN VIEW
Sc. 1:100

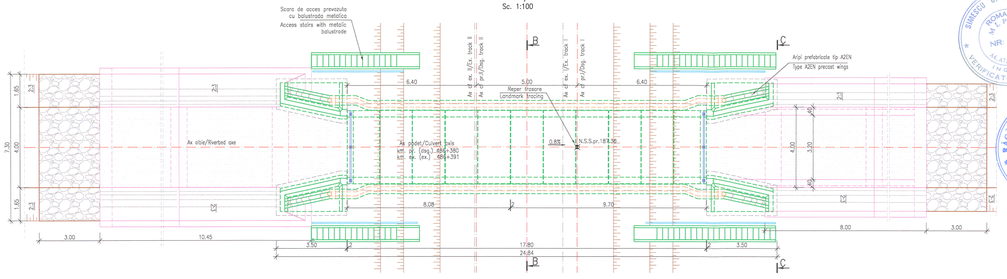

SECTIUNE B–B / SECTION B–B
Sc. 1:100

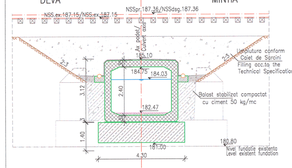

VEDERE C–C / VIEW C–C
Sc. 1:100

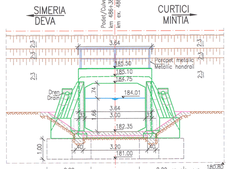

PLAN FUNDATIE / FOUNDATION PLAN
Sc. 1:100

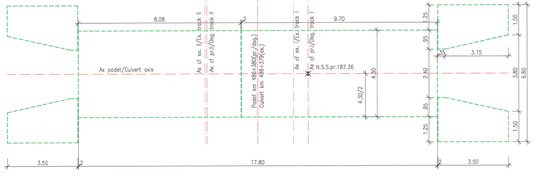

NOTA:
1. Prezentul plan s–a întocmit în baza urmatoarelor date:
– ridicarea topografica;
– studiu hidrologic;
– studiu geotehnic;
– fisa podetului;
– date culese pe teren.
2. La executie se vor respecta cu stricterea prevederile din "Codul de practica pentru executarea lucrarilor din beton, beton armat si beton precomprimat",indicativ NE 012–2007, NE 013–2002 din "Instructiunile tehnice privind procedeele de remediere a defectelor pentru elementele de beton si beton armat" indicativ C149–87, din "Normativul pentru verificarea calitatii si receptia lucrarilor de constructii aferente" indicativ C56–85 si a Caietului de Sarcini.
3. Pentru constructia podetului se vor executa urmatoarele lucrari:
•Inlocuirea padului existent, in aceeasi amplasament, cu un podet nou tip C3EN;
•Rezandarea podetului nou cu terasamentul cu aripi prefabricate tip A2EN;
•Parapet made of metalic pipe on the tympans;
•Protectia albiei in zona podetului cu pereu din beton;
•Calibrarea albiei existente pana la Mures in aval si in amonte pana la intersectia cu santurile existente;
•Impermeabilizarea suprafetelor de beton.

NOTE:
1. This plan has been drawn up on the basis of the following data:
– topo layout;
– the hydrology study;
– the geotechnical study;
– culvert sheet;
– acquisition of data to area.
2. There will be strictly respected the provisions from "Practice code for plain concrete, reinforced concrete and prestressed concrete works execution" Ind. ND12–99, ND013–2002 "Practice code for plain concrete, reinforced concrete and prestressed concrete prefabricated elements execution" Ind. ND013–2002, from "Technical instructions regarding the fixing procedures for concrete and reinforced concrete elements" C149–87, from "Normative for quality checking and works reception for afferent construction" Ind. C56–85 and Technical Specifications of this project.
3. In order to execute the culvert, the next works will be carried on:
– Replacement of the existing bridge on the same location with a new culvert type C3EN;
– Connection of the new culvert to the embankments with precast wings type A2EN;
– Parapet made of metalic pipe on the tympans;
– Protection of the riverbed in the area of the culvert by help of concrete pitching;
– Calibration of the existing riverbed to Mures in downstream, and in upstream until crossing to the existing ditches.

1. Conform H.G. 766/1997 lucrarea se incadreaza in categoria "B" a constructiilor de importanta deosebita.
2. Proiectul va fi verificat de verificatori atestati MLPAT la exigentele A.4, B.2 si D.2.
1. Complying with H.G. 766/1997 this structure belongs to category "B" of importance.
2. The project will be verified at A.4, B.2 and D.2 requirements.

Elementele prefabricatele trebuie sa corespunda cerintelor din SREN 206–1/2002
The precast elements have to observe the requirements specified in SREN 206–1/2002

OBSERVATIE: Pe toate suprafetele din beton in contact cu pamantul se vor aplica 2 straturi de emulsie din bitum fierbinte.
ATENTION: All concrete surfaces in contact with soil will be coated with 2 bituminous layers.

PLANURI DETALII GENERALE / GENERAL DRAWING DETAILS											
ACOPERIRE ROSTURI ELEMENTE PREFABRICATE JOINTS COVERING PRECAST ELEMENTS	P	T	0	3	0	2	0	0	P	0	0	0	1
HIDROIZOLATIE SI SISTEM DE DRENARE PODETE WATERPROFFING AND DRAINAGE SYSTEM CULVERTS	P	T	0	3	0	2	0	0	P	0	0	0	2
PARAPET METALIC PODETE METALLIC HANDRAIL CULVERTS	P	T	0	3	0	2	0	0	P	0	0	0	3
PLAN COFRAJ SI ARMARE CADRU TIP C3EN_m SHUTTERING PLAN AND REINFORCEMENT FRAME TYPE C3EN_m	P	T	0	3	0	2	0	0	P	0	0	1	1
PLAN COFRAJ SI ARMARE CADRU TIP C3EN_c SHUTTERING PLAN AND REINFORCEMENT FRAME TYPE C3EN_c	P	T	0	3	0	2	0	0	P	0	0	1	2
PLAN COFRAJ ARIPA TIP A2EN SHUTTERING PLAN WING A2EN TYPE	P	T	0	3	0	2	0	0	P	0	0	1	4
SCARA DE ACCES SI BALUSTRADA METALICA ACCESS STAIRS AND METALLIC BALUSTRADE	P	T	0	3	0	2	0	0	P	0	0	2	2

NOTA:
Pentru trasarea lucrarilor se vor folosi ca repere in plan axele liniilor c.f. iar ca repere de nivel cota NSS proiectat pe linia I
NOTE:
For the mapping out of the works there will be used as landmarks in plan the axis of the railways and as benchmarks for level the ULR dsg. level on track I.

CONVOI DE CALCUL: LM71
CALCULATION CONVOY: LM71

SIMASCU C. CONSTANTIN
ROMANIA ALPAT NR. 1107
M.A.I. BUCURESTI
VERIFICATOR PROIECTE

BACANEL I. IONUT RADU
ROMANIA ALPAT Nr. 01230
M.A.P.D.R.
VERIFICATOR PROIECTE

Prezentul plan anuleaza si inlocuieste versiunea anterioara
This plan cancels and replaces previous version

Verificator / Expert Checking / Expert	Cerinta Requirement	Semnatura Signature	Referatul Expertizei Report Expertise

European Investment Bank

MINISTERUL TRANSPORTURILOR

BENEFICIAR / BENEFICIARY :
CFR
COMPANIA NAȚIONALĂ DE CĂI FERATE "CFR" SA

PROIECTANT / DESIGNER: PÖYRY			Data Date	Semnatura Signature
Aprobat Approved	Sef de echipa Team leader	C. Teodorescu	01.2013	
Verificat Checked	Expert Cheie Key Expert	R. Tudorascu	01.2013	
Subcontractant / Subcontractor: VIOTOP				
Aprobat Approved	Adjunct Sef de echipa Deputy Team leader	A.M. Baicu	01.2013	
Proiectat Designed	Inginer Engineer	T. Toma	01.2013	

"Reabilitarea liniei c.f. Frontier ă - Curtici - Simeria , parte componentă a Coridorului IV Pan - European pentru circula ția trenurilor cu viteză maximă de 160 km/h"
Tronsonul 3: Gurasada - Simeria

"Rehabilitation of the Railway Line Border - Curtici - Simeria , component Part of the IV Pan - European Corridor for the Trains Circulation with maximum speed of 160 km/h"
Section 3: Gurasada - Simeria

Project 9i 35311.1

Faza / Phase: PTH+CS / TD+TS

Denumire desen / Drawing name:
DISPOZITIE GENERALA / GENERAL LAYOUT
PODET / CULVERT
KM pr. 486+380 (KM ex. 486+391)

Scara / Scale	Revizia / Revision	Cod desen / Drawing Code	Nr. / No
1:100	1 / 04.2013	PT.03.02.24.PO.02.03	03